

Thermochemistry and Kinetics of Ozonation Reactions

Prakash S. Nangia and Sidney W. Benson*

Contribution from the Hydrocarbon Research Institute and the Department of Chemistry, University of Southern California, Los Angeles, California 90007.

Received December 17, 1979

Abstract: Empirical estimation methods of transition-state theory together with recent thermochemical data (both estimated and observed) are used to explore reaction pathways for ozonation reactions. For unsaturated compounds it is shown that all three steps in the formation of stable ozonides are fast, concerted processes. These are (a) primary ozonide formation, (b) cleavage of primary ozonide into carbonyl oxide plus aldehyde or ketone, and (c) recombination of carbonyl oxide with aldehyde (or ketone) to produce stable ozonide. Self-consistent Arrhenius parameters and thermochemistry are derived for each step. Scavenging experiments are shown to be consistent with about 60% cage recombination for process (c). The exothermicities of steps (a) and (c) are shown not to lead to hot molecule effects in liquid state, but can do so in gas reactions. These exothermicities do lead, however, to important self-heating in ozonation of olefins. Direct exchange of O-atom labeled aldehyde with ozone is shown to be kinetically feasible via a cyclic tetraoxide, metastable at ambient temperatures. Ozone reactions with saturated compounds are shown by contrast to all proceed via hydride ion transfer to form an intimate ion pair $[R^+HO_3^-]$ in a solvent cage which can exothermically collapse to the observed products RO_3H . Solvation enthalpies are calculated from the Kirkwood formula for dipole solvation and shown to lead to reasonable activation energies for ozonation of alkanes, alcohols, and acetals, all of which produce the hydrotrioxides. The kinetics of the subsequent decomposition of these species is shown to proceed via radical processes, including cage disproportionation, which is proposed as the source of the observed high yields of singlet O_2 : $RO_3H \rightleftharpoons [R\dot{O}\cdots\dot{O}_2H] \rightarrow ROH + O_2(^1\Delta)$ (main path) (a); $[R\dot{O}\cdots\dot{O}_2H] \rightarrow R\dot{O} + H\dot{O}_2$ (followed by chain) (b); $[R\dot{O}\cdots\dot{O}_2H] \rightarrow$ aldehyde + H_2O_2 (e). Rate constants are derived for these decompositions and also for the subsequent chain reactions initiated by the radicals which escape the cage (step b) in good agreement with observed data. It is shown that the extremely rapid scavenging reactions of carbonyl oxides by alcohols follow a proton transfer process: $R_2C\dot{O}O + R'CH_2OH \rightleftharpoons [R_2COOH^+\cdots R'CH_2\dot{O}] \rightarrow R_2C(OOH)OCH_2R'$. Recent data on the $t\text{-BuO}_2H + O_3$ reaction also show it to be initiated by hydride ion transfer and O_2 elimination from HO_3^- to form $t\text{-BuO}_2^+ OH^-$, which collapses to $t\text{-BuO}_3H$ and then decomposes via the above radical mechanism.

Introduction

Over the past 3 decades intensive research on the kinetics and thermochemistry of free-radical reactions, both in the gas phase and in solution, has made it possible to deduce relatively consistent sets of rate constants for elementary reactions together with the thermochemistry and Arrhenius parameters for many of these reactions.¹ Parallel developments in transition-state theory have also made it possible to develop empirical methods for deducing A factors and activation energies for such reactions to within experimental accuracy.²⁻⁴ Applying these methods systematically to the kinetics of oxidation reactions has permitted us recently to deduce consistent sets of Arrhenius parameters for both low- and high-temperature oxidation reactions⁵⁻⁷ of hydrocarbons. An important factor in achieving this has been the systematic improvement in the knowledge of the thermochemistry of polyoxides and their free radicals.^{5,8}

In the course of this work it has been possible to deduce the existence of a set of new, important reactive intermediates, the carbonyl oxides. These species with the general formula $R_1R_2C=O \rightarrow O$ were originally postulated by Criegee⁹ to account for the mechanism of the interaction of ozone with olefins, and have been for a long time referred to as Criegee zwitterions because of their inferred electrophilic behavior. Ozone itself is a very reactive species capable of reacting with saturated organic molecules as well as with unsaturates but the detailed mechanism of these processes is somewhat uncertain.¹⁰⁻¹²

Because of the importance of ozone chemistry to the phenomenon of air pollution in the troposphere and to the stability of the ozone layer in the stratosphere as well as for its general research and industrial importance, there has been a renewed interest in the detailed mechanism of its reactions. In view also of its intimate relation to oxide and polyoxide species it seemed to us of particular interest to apply the techniques of thermochemistry and transition-state theory together with the information deduced from our work on polyoxides to try to reach

a unique mechanism for the detailed reactions of ozone together with the intermediates involved therein. Finally, if this were possible, we hoped to be able to assign a consistent set of transition-state parameters to the elementary step reactions.

In the present paper we shall discuss the mechanism of the elementary steps involved in ozone reactions with olefins and the subsequent decomposition of the primary ozonides. Then we shall discuss the mechanism of ozonation of saturated compounds and the decomposition of the products. In the course of this we shall show that free-radical reactions play a minor role at temperatures below 0 °C and that concerted or heterolytic pathways provide the major reaction channels. To do this quantitatively we have borrowed heavily from the recent thermochemical data on positive and negative ions¹³⁻¹⁵ and simple models for the solvation of ion pairs.^{15,16}

Thermochemical Considerations

In the following, we consider the limitations that the thermochemical calculations place on the various possible modes of reactions during ozonolysis. In order to calculate the heats of formation of various entities for which no direct data is available, resort has been made to group additivity tables.^{4,8} However, a new value for the ΔH_f° of the group $\bar{O}-(O)_2$ equal to 14.8 kcal/mol has been employed¹⁷ in place of the older value⁴ or the recently suggested value.⁸ It is used in the estimation of ΔH_f° values for various species. For five-membered rings, a strain of 6 kcal/mol has been uniformly incorporated with zero for six-membered rings. The ΔH_f° values of the radicals or biradicals, as the case may be, are computed from the corresponding compounds by using known C-H, O-H, or RO_2-H bond energies, using estimated ΔH_f° values for the compounds, where not known, from group additivity tables. These are recorded in Table I, generally listing the molecules and the radicals derived therefrom in the same row. While the ΔH_f° listed pertain to the ideal gas state, it is known that in not too polar solvents net heats of reaction tend to be very close

Table I. Heats of Formation of Molecules and Radicals^a

compd	ΔH_f° ^b	compd or radical	ΔH_f° ^b	DH°(C-H) ^c	DH°(RO _n -H)
O ₃	34.1	•O-O-O•	53.0		
<i>trans</i> -C ₄ H ₈	-2.7	CH ₃ CHO	-39.7		
CH ₃ CH ₂ OOH	-39.0	CH ₃ CHOO•	14.0	91.0	87.6
3		4			
<i>trans</i> -CH ₃ CH-CHCH ₃ O ₃	-23.0	H ₃ CCHOOCHCH ₃ O	-79.2		
5		6			
CH ₃ CHCH ₂ CH ₃ O ₃ H	-39.2	H ₃ CCHCHCH ₃ O ₃	39.2	95.0	87.6
7		8			
CH ₃ CH-CHCH ₃ OH OOH	-93.5	H ₃ CCH-CHCH ₃ O• OO•	-6.0		87.6
9		10			
CH ₃ CH ₂ OOCHCH ₂ OH	-91.7	H ₃ CCHOOCHCH ₃ O•	-0.9	91.0	104.0
11		12			
CH ₃ CH(OOH)CH ₂ CH ₃ OOH	-88.8	H ₃ CCH(OO•)CH ₂ CH ₃ OO•	-14.4	91.0	87.6
13		14			
CH ₃ CHOOO O	0.0	HOOH	-17.7		87.6
15		HO ₃ •	+17.8		68.4

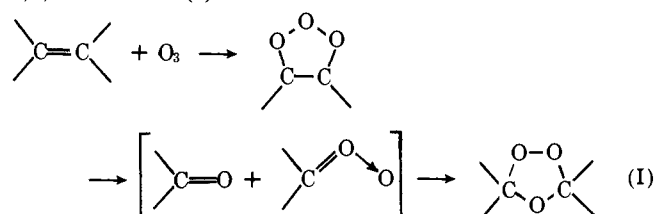
^a The numbers below the species are used for future identification in the text. ^b All values in kcal/mol at 298 K for ideal gas state species (1 atm). ^c The bond-dissociation enthalpy of secondary H atoms, DH°(C-H), has been lowered by 4 kcal when C atom is linked to any oxygen atom as has been found for the bond-dissociation enthalpy in methanol, DH°(H-CH₂OH).¹⁵ A value DH°(RO_n-H) = 87.6 kcal/mol is used for *n* ≥ 2. ^d Based on a value of 37.4 kcal/mol deduced for the hypothetical biradical less a stabilization energy, Δ = 22.0 kcal/mol, as given in text.

to those in the gas phase.^{3,18} Thus within possible uncertainties of 1–2 kcal/mol we shall be able to employ the ΔH_f° from Table I for calculating heats of reaction in solution again to about 1–2 kcal/mol. It should be noted that, even when ΔH_f° differ between liquid and gas phases, the net effect on the free-energy change tends to be compensated. Thus equilibrium and rate constants tend to be very similar even when ΔH_f° and ΔS_r° (or the corresponding ΔH^\ddagger and ΔS^\ddagger) are individually different.^{18,19}

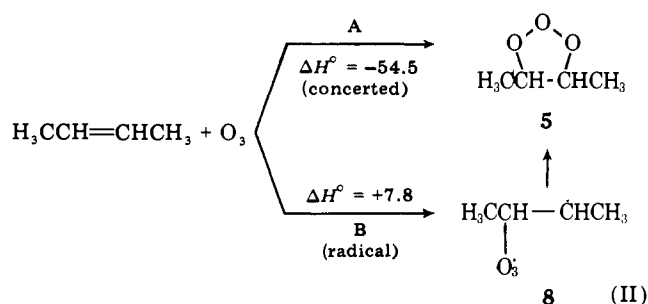
The heats of formation of the carbonyl oxides R₁R₂COO and the 1,3-dioxo biradicals are taken from earlier work⁶ and for the former are based on a stabilization energy of 22–23 kcal/mol varying with the nature of R₁ and R₂. This stabilization energy can be compared to a value of 19.2 kcal/mol in O₃ and a value of 17 kcal/mol calculated by Harding and Goddard²⁰ using ab initio methods plus group additivity. We have estimated ΔH_f° for carbonyl oxides to be uncertain by about ±2 kcal/mol, but even a larger uncertainty of ±5 kcal would not affect the conclusions arrived at later in our discussions of ozonation of olefins.

Formation of Primary Ozonides

The addition of O₃ to olefins is remarkably rapid even at -100 °C and the reaction is well documented as proceeding to a 1,2,3-trioxide ring compound¹² which appears to undergo subsequent rearrangement even at 200 K to the more stable 1,2,4-trioxolane (I).



In a typical case of *trans*-2-butene and ozone reactions, the two paths in eq II are possible for the first step. Using ΔH_f°



values from Table I, it is found that path B involving the formation of biradical **8** would be prohibitively slow at temperatures below -70 °C (where the ozonation occurs rapidly) because of its endothermicity of 7.8 kcal/mol. Hence the addition must occur as a concerted process with a concomitant low *A* factor (path A). This has, in fact, been observed in the reaction of C₂H₄ + O₃ in gas phase by DeMore,²¹ who from the measurement of the rate of disappearance of O₃ in the temperature range -95 to -40 °C deduced a second-order rate constant given by log *k*(M⁻¹ s⁻¹) = 6.3 ± 0.2 - (4.7 ± 0.2)/θ where θ = 2.303RT in kcal/mol. The expected *A* factor for a concerted reaction involving a tight transition state is calculable from transition-state theory²² as 10^{6.5} M⁻¹ s⁻¹. In the following, the *A* factor adopted for such additions has been taken uniformly as 10^{6.5} M⁻¹ s⁻¹. If we scale DeMore's rate constant, this implies an increase in the activation energy to 5.0 kcal/mol for the above reaction. From the data on the relative reactivities of C₂H₄ and *trans*-C₄H₈-2 toward O₃ reported by Cvetanovic et al.,²³ ~1/9 at 298 K (gas phase), an activation energy lower by 1.3 or 3.7 kcal is deducible for *trans*-C₄H₈-2.

The method for measuring the relative reactivities was based on the yields of carbonyl compounds assumed to arise directly from the reactants and as such it precludes any complexity due to reactions of O atoms formed by decomposition of ozone, $O_3 + M \rightarrow O_2 + O + M$. This may not, however, be entirely correct. The complexity involved will be dealt with in a separate communication. Since the O-atom reactions with olefins are less discriminatory, it is expected that the concerted reaction of O_3 with *trans*- C_4H_8 could have a lower activation energy than that deduced above.

This is supported by the recent observations of Nelander and Nord,²⁴ who prepared mixtures of olefins plus ozone in glasses of Ar or N_2 in the range 10–90 K. They showed that all olefins except ethylene reacted with O_3 at 65 K or even lower. This suggests an activation energy near 2.5 kcal for 2-butene.

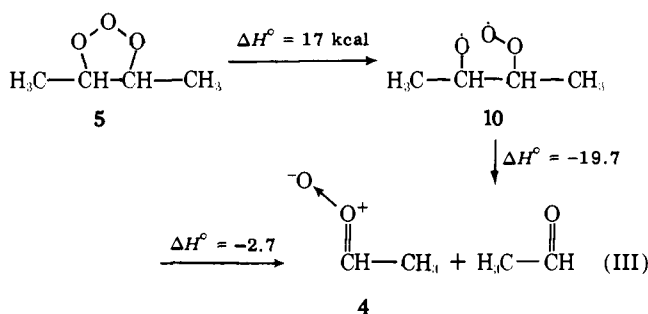
The formation of primary ozonide **5**, as shown above, is exothermic by 54.5 kcal/mol so that it would be a "hot" molecule containing ~ 58 kcal/mol (including an activation energy of 3.7 kcal). It is important to consider its stability vs. heat dissipation in the liquid-phase reaction. We have recently deduced⁶ the Arrhenius parameters for the decomposition of primary *trans*-butene 2-ozonide, as $\log k (s^{-1}) = 13.0 - (12.5/\theta)$. From RRR theory, the lifetime τ of the "hot" ozonide (containing $E = 58$ kcal and with $E_a + 12.5$ kcal) is found to be $\sim 10^{-10}$ s for a total number of effective oscillators, $s = 29$, where we have neglected all the eight C–H stretches and the two methyl internal rotations. The rate of heat dissipation can be described in terms of the time, t , to reach a steady state with the walls of the vessel which we take here to be the first layer of solvent molecules. The relation derived by Benson²⁵ is $t = r_0^2 \rho c_v / \pi^2 k$, where r_0 = radius of the vessel, ρ = density of liquid, c_v = its specific-heat, and k = its thermal conductivity. We take r_0 as the radius of solvent cage, estimated to be 9 Å when the ozonide undergoes decomposition and the fragments move apart to about 4–5 Å. The product ρc_v is 0.3 cal/cm³·°C for both *n*-pentane and isopentane and $k \approx 1.0 \times 10^{-3}$ cal/cm·s·°C. Substitution of various quantities leads to a value $t = 3 \times 10^{-13}$ s. Heat dissipation is thus faster by more than two orders of magnitude than reaction. This would not be the situation, however, in the gas phase.

When we take $r_0 = 2$ cm, representative of an actual, small reaction vessel, then the above formula yields $t \approx 1000$ s. This is a sufficiently long time that O_3 addition reactions to olefins can usually be taken as nearly adiabatic. The reaction under usual conditions is so fast that it is essentially diffusion controlled or else mixing controlled. A dilute 0.1 M olefin solution reacting with O_3/O_2 gas mixture has an exothermicity of some 55 kcal/mol and would liberate about 5.5 cal/cm³ soln. For $\rho c_v \sim 0.3$ cal/cm³·°C the adiabatic temperature rise would be about 18 °C. More concentrated solutions would liberate proportionately more heat. As we shall note later, the isomerization to final products, the stable ozonide, is equally exothermic. Thus, if the reaction is run at $T \geq 210$ K, where the subsequent isomerization becomes rapid, $\Delta T_{adiab} \geq 36$ °C and the well-known explosive hazards of working with ozonation are quantitatively documented. Equally noteworthy also is the difficulty of monitoring reliable temperature control in ozonation. This probably accounts for some of the discordant kinetic data which have been reported.

That the addition does occur in a concerted manner is further supported by the experimental results obtained from the ozone reaction with *trans* isomers of 2-butene, 2-pentene, and 3-hexene²⁶ wherein the α -diols obtained by reduction of the corresponding molozonides with isopropyl Grignard reagent at -115 °C in ether solution were what one would expect from the *cis* addition of O_3 to the olefinic double bond. Also NMR spectra of the molozonides from the *cis* and *trans* alkenes showed that the methine absorptions of the two molozonides stereoisomers were quite different.^{26c,27}

Decomposition of the Primary Ozonide

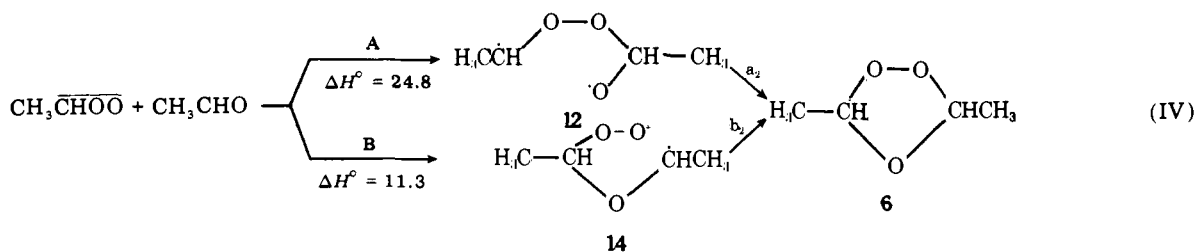
Stable ozonides have the general structure of a five-membered ring (1,2,4-trioxolane).^{9,12} The transformation from the primary ozonide to stable ozonide is very rapid above 210 K ($\tau \approx 10$) and is believed to proceed via a very reactive carbonyl oxide. Using the data of Table I for a hypothetical biradical path (eq III) the initial step can be estimated to be endothermic



by 17 kcal. The overall change from ozonide to the zwitterion plus aldehyde is estimated to be exothermic ($\Delta H^\circ = -2.7$ kcal) for a value of the stabilization energy Δ equal to 22 kcal/mol. The biradical intermediate formation process (eq III) would be extremely slow (even assuming a high A factor $\sim 10^{15.7}$ s⁻¹ as is found in peroxide decompositions) at low temperatures such as -130 °C where primary *cis* ozonides have been found to be unstable. It is thus ruled out. Supporting this conclusion, a transition-state calculation indicates that the A factor for this bond fission is $\leq 10^{14.5}$ s⁻¹, making the radical path still slower. The remaining possibility is the concerted decomposition path, which as shown above is exothermic. If we make use of the value of activation energy, 12.5 kcal/mol, deduced⁶ from the data for *trans*-3-hexene^{26c} and lower it by 1 kcal/mol for the *cis* olefin because of steric interactions, we find that the half-life turns out to be over 1 h at 150 K if $A = 10^{13}$ s⁻¹. In order to be able to monitor any change within a reasonable time, as has been done by Bailey et al. using NMR,²⁸ would require a faster decomposition. Since the molozonides were prepared at -155 °C and found to be stable, the excess energy resulting from the exothermicity of their formation ($\Delta H^\circ \sim -58$ kcal/mol) must be dissipated to the surrounding media as already noted. Thus the activation energy must be still lower. A lowering of 0.5 kcal/mol to 12 kcal at 150 K would decrease the half-life to ~ 14 min compatible with the observations. We therefore conclude that the intermediate step leading to formation of the reactive carbonyl oxide is also a concerted process. The existence of these oxides has been inferred from the observed structures of the stable ozonides, which include mixed ozonides when new aldehydes $R^v\text{CHO}$ are added to the mixture to compete with the olefin-produced aldehyde $R\text{CHO}$ (or $R^v\text{CHO}$ from $R^v\text{CH}=\text{CHR}$) and finally from the chemical trapping of $R^v\text{CHO}$ with alcohols at low temperature.^{29,30} We shall review this last feature later.

Addition of Carbonyl Oxides to Aldehydes

The recombination of aldehyde and carbonyl oxide to form stable ozonide has been found to be extremely rapid. In early experiments at chemical trapping, Criegee failed to find mixed ozonides when "foreign" aldehydes were added to the reaction mixture and this led him to conclude that the recombination was entirely cage controlled.³¹ As we shall see, this is not entirely correct. We can picture the reaction as proceeding via two distinct paths, one biradical and one concerted. The biradical path may itself take either of two isomeric channels. Continuing with our example of 2-butene + ozone we write eq IV. As is shown in IV both processes, A and B, leading to the biradical formation are endothermic, the former by 25 kcal/mol and the latter by 11 kcal/mol (Table I). The concerted



production of ozonide is, however, exothermic to the extent of 53 kcal/mol for the chosen value of $\Delta = 22$ kcal/mol. Biradical formation could not occur even at ambient temperatures with any significant rate but the concerted process would occur. It thus turns out that all three steps in the Criegee mechanism must occur in a concerted fashion. It should be noted that the ion pairs corresponding to structures **12** and **14** are more stable at $r_{ip} = 2.6 \text{ \AA}$ by $10.0 \text{ kcal} + \Delta H_{\text{soln}}$. The latter could make both exothermic in polar solvents (see the discussion later on).

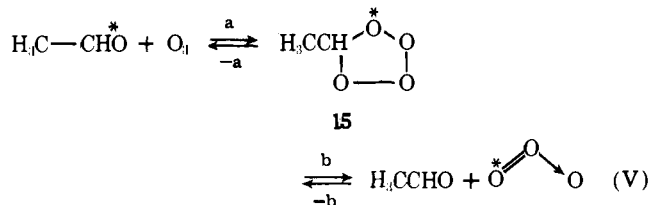
O-Atom Exchange of Aldehydes with Ozone

Murray, Story, and their collaborators³² concluded from the observed *cis*-*trans* ratios of cross-ozonides obtained from the ozonolysis of unsymmetrical olefins and which were correlated with olefin geometry that a new aldehyde exchange mechanism was operative. This fitted very well with the stereoselectivity observed in the ozonolysis reactions and also explained the incorporation of ¹⁸O atoms, present in the "foreign" aldehyde, in the peroxide bridge as deduced from the mass-spectral fragmentation patterns obtained from the ozonides.³³ However, subsequent work by Higley and Murray³⁴ in which they used triphenylphosphine for reduction of the ozonide containing ¹⁸O atom has shown that the latter atom is exclusively incorporated in the ether position as required by the Criegee mechanism. This kind of observation would exclude any nonzwitterionic path for the formation of ozonides (in this particular case). Klopman and Joiner³⁵ have attempted, however, to explain the incorporation of ¹⁸O from the aldehyde in the peroxy bridge on the Criegee model. We shall show that this is unlikely from thermochemical considerations.

If O-atom labeled aldehyde (RCHO*) does not enter the peroxide bridge of the ozonide, we must seek other routes for an artifact leading to such incorporation. One route is a direct exchange between aldehyde and ozone. The mechanism would have to be (V). Neglecting isotope effects, $k_{-a} = k_b$ and $k_{-b} = \frac{1}{2}k_a$. The formation of cyclic tetraoxide **15** is endothermic by 5.6 kcal/mol (Table I) and, if we further assume an intrinsic activation energy of 5.0 kcal/mol, the amount observed for highly exothermic molozonide formation, we estimate a minimum 10.6 kcal/mol activation energy for the step a. As step a is stipulated to be a concerted one like O₃ addition to olefins, the *A* factor for this process would be $10^{6.5} \text{ M}^{-1} \text{ s}^{-1}$, which would make $k_a (\text{M}^{-1} \text{ s}^{-1}) = 10^{-4.9}$ at 200 K and $10^{-1.4}$ at 300 K. The former value is much too small to produce exchange at 200 K in agreement with the recent observations,³⁴ while the latter is too small relative to the estimated rate of O₃-olefin reactions at 300 K to be a significant source of exchange ($\leq 0.01\%$) in the final ozonide. On the other hand, it is compatible with the appreciable exchange observed at 300 K between O₃ and isobutyraldehyde³⁵ in heptane solution.

Stereochemical Considerations

Many of the experimental efforts to understand the mechanism of ozonolysis have been linked to the determination of *cis*/*trans* ratios of the ozonides that are obtained from the stereoisomers of the alkenes, both symmetrical and unsymmetrical. The simple Criegee model predicts this ratio as unity,



contrary to experimental data, which provides evidence for small changes in this ratio with (a) the solvent, whether polar or nonpolar, (b) the warm-up rate of the ozonolysis mixture, (c) the temperature of the ozonolysis, and (d) the effect of added aldehyde. It was the *cis*/*trans* ratios of the cross-ozonides obtained from unsymmetrical olefins that led Story, Murray, and co-workers to propose the model of aldehyde exchange.^{32,33} Bailey et al.,³⁶ on the other hand, formulated three principles to modify the Criegee mechanism so as to explain the small, observed stereochemical selectivity in the ozonide formation. They involve the basic concept of the geometry of the zwitterion, whether *syn* or *anti*, along with their interconvertibility. The rationale for these rules is traced to the principle of least motion.³⁷ Bailey¹² has discussed the role of various above-mentioned parameters in influencing the ozonolysis products and the mechanistic considerations to be taken into account from such products.

We have examined the original data on the production of cross-ozonide from mixtures of pairs of olefins³⁸ (3-hexene with 3-heptene, etc.) with ozone at $-70 \text{ }^\circ\text{C}$ or of mixtures of olefins and aldehydes with ozone at $-70 \text{ }^\circ\text{C}$ and find that the yields of crossed ozonides can be fitted very well to a model in which one has about 60% of cage recombination of the nascent aldehyde and carbonyl oxide species. This raises some interesting questions about the concerted process for aldehyde-carbonyl oxide addition which we have seen must have a relatively low Arrhenius *A* factor of about $10^{6.5} \text{ M}^{-1} \text{ s}^{-1}$ ³⁹ at $T > -100 \text{ }^\circ\text{C}$ where the primary ozonides are unstable. The activation energy for cage escape must exceed aldehyde addition by about 2.5 kcal for the two to be competitive. This is compatible with a dipole-dipole attraction between aldehyde and carbonyl oxide of about 5 kcal,⁴⁰ which seems reasonable, and would then place an upper limit of about 2-3 kcal/mol on the activation energy for the concerted addition of carbonyl oxide to aldehyde. This latter also seems reasonable by comparison with the activation of 2-5 kcal/mol observed for the equally exothermic addition of O₃ to the much less polar olefins.

Deviations in the *cis*/*trans* ratios from unity are of the order of 10-50% corresponding to values from 0.67 to 1.5. Such small deviations in turn reflect free-energy differences of ≤ 0.2 kcal/mol at 200 K. While the Bauld-Bailey rules may be very useful in accounting for the trends observed, we are unable to make any fruitful thermochemical analysis of them at the present state of the art. Such variations are well within the range of solvent interactions even in nonpolar solvents.

Reaction of Ozone with Saturated Compounds

Ozone has been found to react rapidly with alcohols and ethers even at $-78 \text{ }^\circ\text{C}$.⁴¹ About 40 years ago Durland and Adkins⁴² reported the stereospecific oxidation of decalin (both *cis*- and *trans*-) to the corresponding 9-decanol. Whiting et

al.⁴¹ later found that the reaction proceeds even at $-78\text{ }^\circ\text{C}$ and reported also that adamantane at $-78\text{ }^\circ\text{C}$ is slowly oxidized to the 1-alcohol and ketone in the ratio of 3:1. They further found that CH_3OH reacts at $-78\text{ }^\circ\text{C}$ with O_3 in CFCl_3 solutions with a half-life of minutes while 2-propanol is much faster. The products from $\text{MeOH} + \text{O}_3$ when examined (after warming to $0\text{ }^\circ\text{C}$) were about 85% ($\text{HCOOH} + \text{H}_2\text{O}_2$) and about 15% ($\text{CH}_2\text{O} + \text{O}_2$). Ethanol gave about 70% ($\text{CH}_3\text{COOH} + \text{H}_2\text{O}_2$) with about 27% (CH_3CHO) and 2% of ($\text{CH}_2\text{O} + \text{CH}_3\text{CO}_2\text{H}$). About 18% of O_2 was evolved.

Hamilton et al.⁴³ reported the initial products of O_3 + cyclohexane as cyclohexanol and cyclohexanone in a ratio of about 3.5:1. Bailey et al.⁴⁴ studied amine oxidation in CHCl_3 solutions (down to $-60\text{ }^\circ\text{C}$) and found quantitative yields of products. From *t*- BuNH_2 they found about 60% *t*- BuNH_3Cl and about 18% each of *t*- BuNO_2 and *t*- BuNCO .

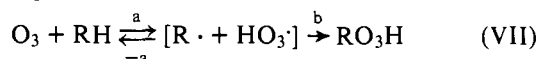
It was earlier postulated that hydrotrioxides, RO_3H , were very likely the unstable intermediates in the ozonolysis of various organic substrates. However, only recently has spectroscopic evidence for their existence (prior to Plesničar et al.) become available.⁴⁵ In recent studies, Plesničar et al.^{46,47} reported the formation of stable acetal hydrotrioxides at $T \leq -50\text{ }^\circ\text{C}$ obtained by reacting acetals with O_3 . The authors also studied the kinetics of their decomposition from -40 to $-10\text{ }^\circ\text{C}$, both in neat form and dissolved in selected solvents. Another recent study by Pryor et al.⁴⁸ describes the kinetics of ozonation of *tert*-butyl hydroperoxide in a number of solvents at temperatures between -60 and $+20\text{ }^\circ\text{C}$.

Mechanism of Ozonation of Saturates

The unusual reactivity of O_3 at low temperatures suggests a radical pathway for its behavior. This can take either of two paths, a chain reaction initiated by O atoms formed from the reversible dissociation of O_3



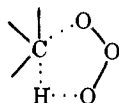
or a H-atom abstraction reaction followed by cage recombination of fragments:



The chain reaction (VI) can be easily discounted. Under usual conditions, the fastest reaction of O atoms will be the reverse combination with O_2 which in solution should be close to the diffusion-controlled limit.⁴⁹ Competing reactions with O_3 have $E_{\text{act}} \sim 4.5$ kcal and with saturates $E_{\text{act}} \sim 4\text{--}7$ kcal/mol.⁵⁰ While the latter reactions with saturates might be fast enough to support a chain in concentrated solutions ($>0.1\text{ M}$), the products would be alcohols and water, not trioxides, and the rates would be prohibitively slow at $-78\text{ }^\circ\text{C}$.⁵¹

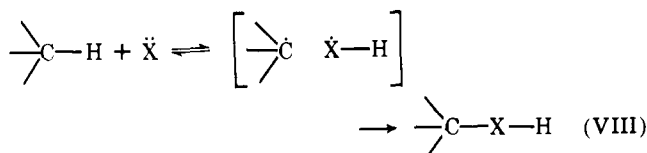
The atom abstraction path (VII) had been earlier discounted as being too endothermic at $-78\text{ }^\circ\text{C}$.^{41,52} With the new $\Delta H_f^\circ(\text{HO}_3\cdot)$, however (Table I), the H- O_3 bond strength is now raised to 68.5 kcal. This would lead to measurable attack on RH at 300 K if the R-H bond strength were not in excess of 87 kcal, which would exclude all the substrates described. At $-78\text{ }^\circ\text{C}$, no measurable reaction is possible except for R-H bond strengths less than 80 kcal, again much lower than the bond strengths in the compounds discussed. Hence we affirm the earlier conclusions that the reaction cannot follow a radical pathway. If free-radical pathways are not available, then only concerted or ionic reaction mechanisms are left as possibilities.

The concerted reaction would amount to insertion into the C-H bond. The transition state for this reaction would be a five-membered ring



with a pentavalent carbon atom. The activation energy for this can only be crudely estimated but it turns out to be prohibitive. It has been estimated that the intrinsic activation energy for pentavalent carbon formation⁵³ is about 15–20 kcal, while there is an estimated additional 6 kcal for ring strain yielding a minimum expected value of 20–26 kcal. If we use an *A* factor of $10^{6.5}\text{ M}^{-1}\text{ s}^{-1}$ for the concerted process, then the maximum activation energy which can be accommodated to the observed rates is 8 kcal. An insertion path is thus also ruled out.

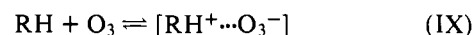
In actual fact there are no true examples of insertion reactions into a σ C-H bond. The very rapid reactions which have been observed for the apparent insertion of such excited species as $^1\text{CH}_2$ and $\text{O}(^1\text{D})$ into C-H bonds are more readily interpreted as abstractions followed by insertions.^{54–56} Thus for the biradical $\ddot{\text{X}}$



When $\ddot{\text{X}}$ is in a singlet state, the abstraction reaction is quite exothermic and the radical pair (bracketed in eq VIII) is produced in a singlet state at a sufficiently small separation ($<3r_{\text{C-X}}^\circ$) that recombination proceeds with unit efficiency.⁵⁴ We are thus left with the heterolytic pathway as the mechanism for O_3 reaction with saturated compounds.

Thermochemistry of Ionic Reactions

The heterolytic reaction path for O_3 could conceivably follow either of a number of routes. It could take place by electron transfer from RH to produce the ion pair:



It could also take place via proton transfer:



Or finally, it could occur by hydride ion transfer:



While mechanistically we can visualize a smooth transition from the ion pairs shown in eq X and XI to RO_3H , it is very difficult to see how the ion pair of eq IX could form such a product.

If we know the electron affinities (EA) and ionization potentials (IP) of the various species involved together with the associated bond strengths (DH°), we can calculate the energy required to form the ion pairs at infinite separation in vacuo, $\Delta E_{\text{ip}(\infty)}$. For eq IX, for example,

$$\Delta E_{\text{ip}(\infty)} = \text{IP}(\text{RH}) - \text{EA}(\text{O}_3) \quad (\text{XII})$$

while for eq X

$$\Delta E_{\text{ip}(\infty)} = \text{DH}^\circ(\text{R}-\text{H}) - \text{DH}^\circ(\dot{\text{O}}_3-\text{H}) + \text{IP}(\text{R}^-) - \text{EA}(\text{HO}_3\cdot) \quad (\text{XIII})$$

When the ion pair is formed at a distance r_{ip} separating the effective charge centers, $E_{\text{ip}(\infty)}^\circ$ is reduced by the Coulombic energy of attraction (ϵ^2/r_{ip}) of the unit charges:⁵⁷

$$\Delta E_{\text{ip}(r)}^\circ = \Delta E_{\text{ip}(\infty)}^\circ - \epsilon^2/r_{\text{ip}} \quad (\text{XIV})$$

Finally, when the ion pair is formed in a solution, we must reduce the energy still further by ΔE_{soln} , the differences in solvation energies of the ion pair and the reactant molecules:

$$\Delta E_{\text{ip}(r)}(\text{solvent}) = \Delta E_{\text{ip}(\infty)}^\circ - \epsilon^2/r_{\text{ip}} - \Delta E_{\text{soln}} \quad (\text{XV})$$

Values for the bond strengths are known for almost all the species of interest to ± 1 kcal,^{3,4} as are the electron affinities and ionization potentials of the molecules and radicals,^{13,14} but

Table II. Ionization Potentials and Electron Affinities of Some Radicals and Molecules^a

species	electron affinity, eV	species	ionization potential, eV
H	0.77	C ₂ H ₅	8.35
CH ₃	~0.1	allyl	3.2
C ₂ H ₅	~0.3	<i>i</i> -Pr	7.5
O	1.46	<i>c</i> -C ₆ H ₁₁	7.40
O ₂	0.44	<i>t</i> -Bu	6.9 (6.7)
O ₃	2.2	<i>sec</i> -Bu	7.62
OH	1.83	HO	13.2
HO ₂	1.85	HO ₂	11.5
HO ₃	1.85	CH ₃ O	8.3 ± 0.2
CH ₃ O	1.57	CH ₂ OH	7.42
<i>n</i> -PrO	1.9	CH ₃ CHOH	6.85
SH	2.2	O ₂	12.0
		<i>t</i> -BuO ₂	6.75
		C ₂ H ₆	11.5
		cyclohexane	9.8
		<i>i</i> -C ₄ H ₁₀	10.6

^a Data taken from ref 13, 14, and 15b.

with somewhat less accuracy, perhaps ±2.5 kcal. The Coulombic energy of the ion pair depends only on the charge separation, r_{ip} , and this is about 2.8 Å for ions pairs of the light elements in the periodic table (atomic numbers 3 to 12)⁵⁸ when measured in ionic crystals. Ion pairs in the gas phase, however, seem to be contracted by about 15% to 2.4 Å, an effect which has been attributed to the enhancement of repulsive forces in the crystal. We will choose a mean value of 2.65 ± 0.05 Å for r_{ip} of the ion pairs in solvents, which gives the Coulombic term $\epsilon^2/r_{ip} = 5.4 \pm 0.1$ eV. In Table II we list the values of IP and EA for the molecules and radicals of interest here.

The energy of solvation of ion pairs with which we shall be concerned can be estimated in two different ways. Kirkwood⁵⁹ has derived a formula for the Gibbs free energy of solvation, ΔG_D° , of a spherical (radius R_c) point dipole μ , immersed in a structureless classical solvent of dielectric constant D :

$$\Delta G_D^\circ = -\frac{\mu^2(D-1)}{R_c^3(2D+1)} \quad (\text{XVI})$$

Solvation of the dipole entails loss of entropy and is calculable from ΔG_D° . On differentiating with respect to temperature, we obtain the following expression for the entropy of solvation, ΔS_D° :

$$\Delta S_D^\circ \equiv -\left(\frac{\partial \Delta G_D^\circ}{\partial T}\right)_P = \frac{-\Delta G_D^\circ}{T} \left[\frac{3D}{(2D+1)(D-1)} \left(\frac{\partial \ln D}{\partial \ln T} \right)_P \right] \quad (\text{XVII})$$

On subtraction we obtain the enthalpy of solvation, ΔH_D° :

$$\Delta H_D^\circ = \Delta G_D^\circ + T\Delta S_D^\circ = \Delta G_D^\circ \left\{ 1 + \frac{3D}{(2D+1)(D-1)} \left(\frac{\partial \ln D}{\partial \ln T} \right)_P \right\} \quad (\text{XVIII})$$

$$\approx [1.1 \pm 0.08](\Delta G_D^\circ) \quad (\text{XIX})$$

The empirical result (eq XIX) derives from the fact that for the usual solvent of interest here the term in parentheses in eq XVIII stays within fairly narrow limits as shown.

If we choose $\mu(\text{ion pair}) = \epsilon \times 2.65 \text{ \AA} = 12.72 \text{ D}$ and $R_c = 3.5 \text{ \AA}$, then

$$\Delta G_D = -27.2(D-1)/(D+1/2) \text{ kcal/mol} \quad (\text{XX})$$

$$\Delta H_D \sim -30(D-1)/(D+1/2) \text{ kcal/mol}$$

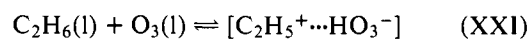
At $D = 2$, typical of hydrocarbon solvents, these values be-

come $\Delta G_D = -11$ and $\Delta H_D = -12$ kcal/mol. At $D = 10$ they are about -23 and -25 kcal/mol, respectively, very close to their limiting values. Corresponding values of ΔS_D are always negative and range from about -8 to -15 cal/mol·K depending on the solvent. We shall employ a mean value of -11 ± 4 cal/mol·K for ΔS_D° .

The Kirkwood formula gives a minimum value for ΔG_D° of ion-pair solvation. The idealization of a point dipole instead of an extended charge dipole with extension comparable to solvent separation underestimates the field in the immediate neighborhood of the ion pair from 10 to 40% with a corresponding error in the energy for solvents of dipole moment $>1.0 \text{ D}$. For low dielectric constant solvents with small dipole moment, the near field error leads to an error of about 20–80% in the much lower first-shell energy. We have constructed discrete models using van der Waals radii and no more than four solvent molecules. We have found for these the deviations from the Kirkwood formula described above. Because we are still engaged in these discrete model calculations we shall continue to employ the Kirkwood model, understanding that solvation energies may be underestimated by as much as 25%.

Ozonation of Hydrocarbons

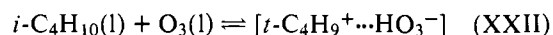
We can now consider the hypothetical oxidation of pure liquid C₂H₆ at -80°C by O₃. Using the preceding formula and the data on bond dissociation energies and other data from Tables I and II we find for the process:



$$\Delta H_{ip(r)}^\circ[\text{C}_2\text{H}_6(\text{l})] \approx 44 \text{ kcal/mol}$$

This process is so endothermic that no solvation energy could come close to compensating the unfavorable combination of ionization potentials and bond energies.

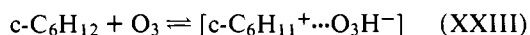
By way of contrast, the similar reaction for liquid *i*-C₄H₁₀ yields the value



$$\Delta H_{ip(r)}^\circ[i\text{-C}_4\text{H}_{10}(\text{l})] \approx 2 \text{ kcal/mol}$$

The lower IP (*t*-Bu) compared to IP(Et) (Table II) has changed the endothermicity so much that, even with the minimum solvation enthalpy, the endothermicity is sufficiently low that reaction XXII becomes the most attractive path for the low-temperature reaction.

We can take cyclohexane ozonation as typical of the secondary CH₂ group. The initial products are cyclohexanol and cyclohexane in an estimated ratio of 3.5:1.⁴³ We shall show that the hydrotrioxide is most likely to be the initial product formed by the ion-pair route and is subsequently followed by the radical decomposition of the hydrotrioxide to alcohol and ketone. For the initial step:



$$\Delta H_{ip(r)}^\circ[c\text{-C}_6\text{H}_{12}(\text{l})] \approx 20 \text{ kcal/mol}$$

With an A factor of $10^{7.5} \text{ L/mol}\cdot\text{s}$, estimated by using $10^{9.2}$ for the radical reaction⁴ and $\Delta S_{ip}^\circ \approx -8 \text{ eu}$, the overall rate constant for the ion-pair formation is given by

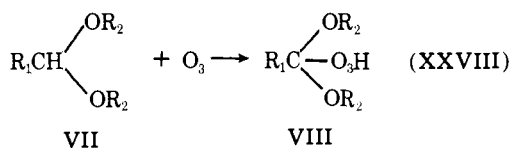
$$k_{ip}(\text{XXII}) \approx 10^{7.5-18/\theta} \text{ L/mol}\cdot\text{s}$$

At 25°C this would predict a half-life for O₃ in neat cyclohexane of about 2 days. A reduction of E to 17 kcal, which is well within the combined uncertainties of $\Delta H_{ip(r)}^\circ$, would fit the observed reactivity.¹⁰

We have discussed elsewhere the decomposition of alkyl trioxides of the general formula RO₃R' where R' is either an alkyl group or H atom.^{8,60} The weakest bond has a dissociation energy of 22.5 kcal/mol (RO₂-OR or RO-O₂H) and an es-

Thermal Decomposition of Acetal Hydrotrioxides

Plesničar et al.^{46,47} have reported the formation of stable acetal hydrotrioxides (VIII) by the reaction of O₃ with acetals (VII) and characterized them using NMR spectroscopy. The

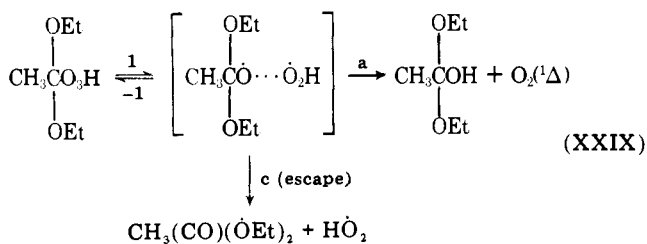


- a, R₁ = R₂ = CH₃
 b, R₁ = CH₃; R₂ = C₂H₅
 c, R₁ = Ph; R₂ = CH₃
 d, R₁ = Ph; R₂ = CH₂

where both R₂'s are interlinked

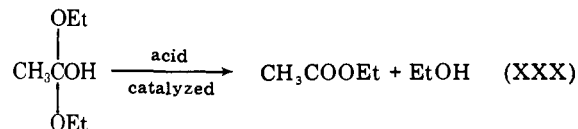
kinetics of their decomposition were studied either with the neat materials or diluted with solvent such as Et₂O or CH₂Cl₂. The reported Arrhenius parameters for observed first-order kinetics have limited accuracy since the temperature interval of investigation for each kinetic study was 10–30 °C. For an error of ±0.5 °C in the temperature measure, the reported value of activation energy would be uncertain by ±10%. For dimethyl acetal hydrotrioxide (VIIIa) they reported log *k_a* (s⁻¹) = 11.8 – 16.1/θ, while for diethyl compound VIIIb log *k_b* (s⁻¹) = 11.1 – 14.5/θ at the two temperatures, 253 and 263 K; for the compound VIIIc the reported log *k_c* = 15.8 – 19.0/θ and for VIII d log *k_d* (s⁻¹) = 12.2 – 14.9/θ, where the two temperatures of investigation were 233 and 243 K. While the low *A* factors observed for VIIIa, VIIIb, and VIII d are indicative of chain reactions, the higher value for VIIIc makes these conclusions somewhat tenuous owing to the limited accuracy in activation energies as noted above. The authors while proposing the existence of both radical and nonradical paths for the decompositions presented a radical mechanism to explain the products of decomposition. In the case of diethyl acetal hydrotrioxide (VIIIb) these were ethyl acetate (0.80–0.85 mol/mol of O₃ absorbed), ethanol (0.7–0.75 mol) and water, acetaldehyde, acetic acid, ethyl formate, diethyl carbonate, and small amounts of gases presumed to be methane and ethane. They also reported the presence of two peroxides not completely characterized but probably alkyl hydroperoxide and dialkyl peroxide. Small amounts of H₂O₂ were also detected. An important product of decomposition of the hydrotrioxides was the singlet O₂, whose reported yield (relative to O₃ absorbed) varied with the parent substrate, in the range 45–80%. These must be considered as minimum values because of loss of singlet O₂ by quenching.

We would expect the rate constants for the acetals to be of the same order or slightly faster than that calculated for ethyl and isopropyl alcohols since the C–H bond strengths, ionization potentials of the resulting radicals, and the solvation energies will be comparable. The decomposition should then follow the same paths indicated for the other hydrotrioxide (eq XXIV and XXVI), producing a caged radical pair, HO₂· + alkoxy radical. With the acetals, however, cage disproportionation can only take one path, giving singlet O₂ + hydroxy acetal. Structure VIIIb is used as an example in (XXIX). We would conclude



that cage products (path a) account for 50–80% of the products

and that the chain can account for the remainder. Note that the hemiacetal will split, under the reaction conditions, into alcohol plus ester:

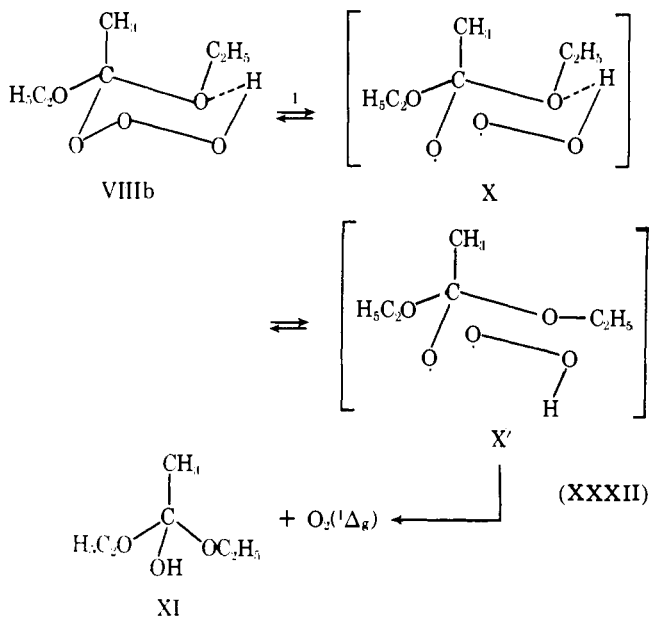


Using the same Arrhenius parameters chosen for the other hydrotrioxides but lowering the activation energy by 3 kcal we estimate

$$k = 10^{16.0-21/\theta} \text{ s}^{-1} \quad (\text{XXXI})$$

which at 263 K is only a factor of 3 lower than the value reported.⁴⁷ At 263 K this value corresponds to a half-life of about 7 s. The fast rate and the large exothermicity of the rearrangement (33 kcal) suggest appreciable temperature gradients in the system³⁹ as we have already noted in our earlier discussion of the reaction of O₃ with olefins.

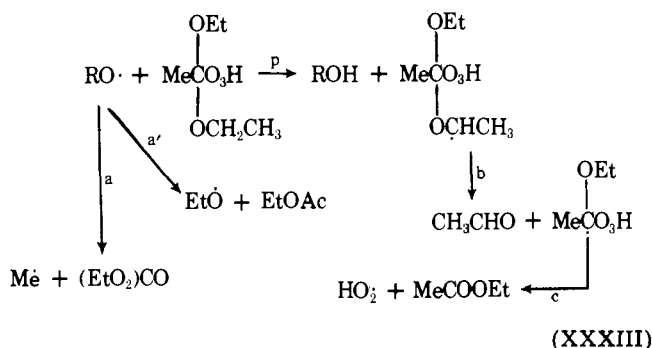
The 3-kcal lowering of the activation energy for the acetal compounds compared to the other alkyl hydrotrioxides is based on structural considerations. It is quite likely that the OH is internally hydrogen bonded to one of the acetals in a loose six-membered ring with a reaction path as shown in (XXXII).



An axial methyl group in the ring would introduce about 1.6 kcal/mol of strain, which would be relieved in passing to the extended ether structure X' of eq XXXII. In this case bond breaking might be rate determining (step 1) with the activation energy shown. It can be shown that the split into HO₂· + RO· is the lowest energy and also the fastest radical path available^{4,8} and that both if they escape will abstract H from the RO₃H bond leading to an RO₃· radical and products ROH and HO₂H. The RO₃· will split exothermically and rapidly into RO· + O₂ (ground state) so that the chain route will produce ROH + O₂ (ground state) predominantly. The main products may come from internal abstraction in RO· (expected to be slow), competing external abstraction from the CH₂ groups or unimolecular cleavage of RO (XXXII).

Both unimolecular cleavage paths a and a' are slightly exothermic but may have activation energies of up to 8 kcal. This would make them faster than the bimolecular step p.

If we assume that initiation is by cage escape of radicals with efficiency α ≤ 1, propagation is by RO· radicals, and termination is by RO recombination, then a steady-state chain rate



is given by

$$-\frac{d(\text{RO}_3\text{H})_{\text{chain}}}{dt} = k_p \left(\frac{k_i \alpha}{k_t} \right)^{1/2} (\text{RO}_3\text{H})^{3/2} \quad (\text{XXXIV})$$

where k_p may be estimated as $10^{8.0-2/\theta}$ L/mol-s for propagation, $k_t \sim 10^8$ for $\text{RO}\cdot$ recombination, and k_i is our bond breaking, $10^{16-22.5/\theta}$ s $^{-1.5-7}$. The "apparent" unimolecular chain rate is then given by

$$\begin{aligned}
 k_{\text{uni}}(\text{chain}) &\simeq k_p \left(\frac{k_i \alpha}{k_t} \right)^{1/2} (\text{RO}_3\text{H})^{1/2} \quad (\text{XXXV}) \\
 &= 10^{12.0-13.3/\theta} \alpha^{1/2} (\text{RO}_3\text{H})^{1/2} \text{ s}^{-1}
 \end{aligned}$$

Assigning $\alpha = 0.5$ and $\text{RO}_3\text{H} \sim 0.1$ M gives

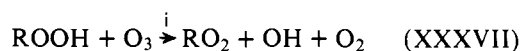
$$k_{\text{uni}}(\text{chain}) \simeq 10^{11.3-13.3/\theta} \text{ s}^{-1} \quad (\text{XXXVI})$$

This is in excellent agreement with the absolute values reported for the rate constants.^{46,47} Note that the cleavage paths a and a' would not change these conclusions since propagation by $\text{EtO}\cdot$ radicals would have about the same properties as by $\text{RO}\cdot$. The same is true of termination.

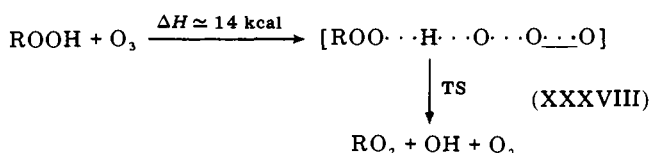
The chain mechanism, however, does not account for the minor products such as water, acetic acid, and ethyl formate.

Ozonation of Hydroperoxides

Kinetic studies of the ozonation of *tert*-butyl hydroperoxide have been reported by Pryor et al. The preliminary study^{48a} reported the results of reaction carried out in CFCl_3 as a solvent in the temperature range -23 to $+20$ °C, though the major portion of the work involved only the temperature -4 °C. The subsequent detailed study^{48b} was carried out in other solvents like CCl_4 and CHCl_3 and the temperature varied from -60 to -4 °C. The basic interpretation has remained unchanged. They suggested three mechanisms for the initiation step to generate *t*-BuO $_2$ radicals according to the following overall scheme where $\text{R} = t\text{-Bu}$:



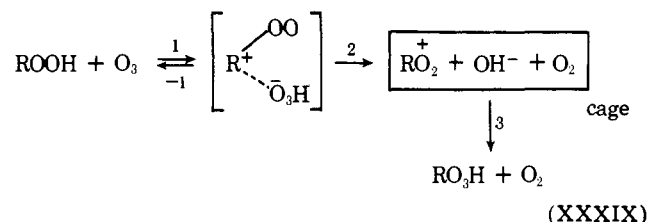
and on ground of energetics selected the so-called molecular-assisted homolysis (MAH) with the postulated transition state (TS) as



The overall Arrhenius parameters for this initiation step were reported^{48b} as $E_1 \simeq 7$ kcal/mol and $A_1 = 10^7$ s $^{-1}$. The A factor calculable for the second-order initiation reaction from their data is found to be $10^{6.7}$ M $^{-1}$ s $^{-1}$. The activation energy derived is about 50% of the estimated endothermicity in the initiation step. In order to account for the discrepancy, the authors have invoked the concept of a "molecular-assisted" process.

From the latest data on ΔH_f° , the heat of reaction of the initiation process, $\Delta H_i^\circ = 10.8$ kcal/mol instead of 14 kcal used by the authors. We believe that the explanation lies elsewhere. Their A factor, $10^{6.7}$ M $^{-1}$ s $^{-1}$, is much lower than the normal values encountered for H-atom abstractions by radicals, which are in the neighborhood of 10^8 – $10^{8.5}$ M s $^{-1}$. In this particular case, where an extra bond (O–O) is hypothesized to be weakened, the A factor should be still higher. An additional difficulty with the concerted MAH process is that it involves a change in spin. Excited, singlet O_2 would make the overall process more endothermic by 22 kcal. Singlet O_2 was looked for but not observed.

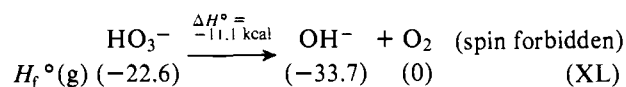
If it be postulated that O_3 abstracts a hydride ion (H^-) from the hydroperoxide to form the intimate ion pair (XXXIX), the energetics of the process can be calculated



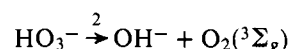
following the same approach as before. Unfortunately, there seems to be a paucity of data on IPs of peroxy radicals. The only reported values are for *n*-pentyl- and *n*-heptylperoxy radicals, both in the neighborhood of 8.0 ± 0.2 eV.¹⁴ We have estimated the value for *tert*-butylperoxy as equal to 6.75 ± 0.2 eV.⁶³ Since in the ion pair the center of positive charge would most likely be on the tertiary carbon of R ($\equiv t\text{-Bu}$) and the negative charge on the terminal oxygen in HO_3^- , the distance of separation, r_{ip} in the ion pair can be taken as 2.80 Å, for which the Coulombic interaction energy is 5.15 eV. We then calculate for the energy of ion-pair formation (eq XXXIX)

$$\Delta H_{\text{ip}(r)}^\circ[\text{CFCl}_3(\text{l})] = 2 \pm 5 \text{ kcal/mol}$$

The recombination of the ion pair to form RO_3H is endothermic by 8 kcal/mol,⁴ making the overall process from $\text{RO}_2\text{H} + \text{O}_3$ endothermic by about 10.5 kcal. A competing reaction is decomposition to HO^- and O_2 (ground state):



It is exothermic by 11 kcal/mol. Enhanced solvation arising from the small size of HO^- compared to HO_3^- will increase the exothermicity of the process. In contrast, the spin-allowed path generating singlet O_2 ($^1\Delta_g$) will be endothermic by about 11 kcal at the maximum ($\Delta H_f^\circ = 22.5$ kcal for $^1\Delta_g \text{O}_2$). Since evidence against the generation of singlet O_2 has been reported by Pryor et al.,^{48a,b} it is safe to conclude that it is the spin-forbidden process that occurs. Energetics for this process can be estimated by analogy with the similar decomposition reaction, $\text{N}_2\text{O} \rightarrow \text{N}_2 + \text{O}(^3\text{P})$ (spin forbidden). The observed activation energy for this latter process is close to the crossing point between the repulsive-state curve and the normal potential-energy curve, and is about midway between the endothermicities of the two types of processes. Adopting the same fraction, the estimated (minimum) activation energy (E_2) for the decomposition process



would be about one-half of 22.5 kcal = 11.5 kcal + $\Delta H(\text{XL}) = 0.4$ kcal/mol with a relatively large uncertainty. On the basis of the postulated mechanism for initiation, the rate constant $k_i = K_1 k_2$ where $K_1 = k_1/k_{-1}$, whence $E_i = \Delta H_i^\circ + E_2 \simeq 3 \pm 6$ kcal, in plausible agreement with the value of ~ 7 kcal/mol

reported by the authors for the initiation step. The mechanism proposed above differs from the one postulated by the authors only in the details of initiation.

The A factor for the hydride ion-pair process is estimated by our usual methods. For ΔS_1° we obtain (in liquid state) -29 eu, while $A_2 = (ekT/h) = 10^{13.17} \text{ s}^{-1}$, giving for the A factor of $K_1 k_2 10^{6.8} (\text{M s})^{-1}$, in excellent agreement with the reported value.⁴⁸

Reaction of Carbonyl Oxides with Methanol

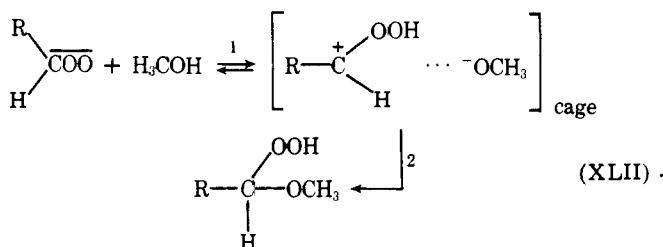
Some of the earliest evidence for the existence of carbonyl oxides came from scavenging reactions with CH_3OH .^{29,30} When ozonolysis of secondary olefins was carried out in the presence of alcohols, or when methanol was added to the ozonolysis mixture at low temperatures before warm-up,²⁹ an almost quantitative production (based on O_3 used) of the geminal methoxy hydroperoxide $\text{RCH}(\text{OCH}_2)\text{OOH}$ was observed.

The formation of *gem*-methoxy hydroperoxide can be rationalized by an ionic pathway but not a radical one. In the biradical form of the zwitterion the abstraction of H atom from O-H in methanol ($\text{DH}^\circ = 104.0 \text{ kcal/mol}$) is endothermic by 37 kcal/mol (Table I) and this rate becomes insignificant at any temperature up to 1000 K. The abstraction from the weaker C-H bond is endothermic by about 28 kcal and just as unlikely under the observed conditions. Hence only the ion-pair pathway is left.

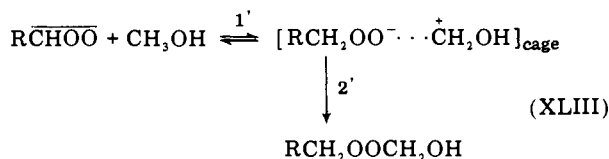
For the process $\text{CH}_3\overline{\text{CHO}} + \text{CH}_3\text{OH} \rightleftharpoons [\text{CH}_3\overline{\text{CHO}} \cdots \text{H} \cdots \text{OCH}_3]$ (XLI)

$$\Delta H^\circ_{\text{ip}(r)}[\text{CH}_3\text{OH}(l)] \approx 0 \text{ kcal/mol}$$

We have assumed that $\text{IP}(\text{CH}_3\overline{\text{CHO}}_2\text{H}) = \text{IP}(\text{CH}_3\overline{\text{CHO}}\text{H}) = 6.85 \text{ eV}$ (Table II) and employed $D = 34$ for CH_3OH at $T < 273 \text{ K}$. Even with the relatively large uncertainties in the overall calculation, including the stabilization energy of the carbonyl oxide, this result predicts an extraordinarily effective scavenging of carbonyl oxides by alcohols in agreement with observations.



It is of interest to note that the carbonyl oxides are isoelectronic in oxide structure with the O_3 molecule and hence it is not surprising that they have parallel heterolytic pathways. For the hydride ion transfer



we estimate $\Delta H^\circ_{\text{ip}(r)}[\text{CH}_3\text{OH}(l)] \sim 1 \text{ kcal/mol}$, so it is a thermodynamically slightly less favored path. It is also kinetically less favored since the proton exchange is enhanced by a strong electrostatic, H-bond interaction between the terminal carbonyl oxide O atom and the alcoholic OH bond.

Acknowledgment. This work has been sponsored by grants from the National Science Foundation (CHE-76-16787A02) and the U.S. Army Research Office (DAAG29-76-G0195).

References and Notes

- (1) J. J. Kochi, Ed., "Free Radicals," Vol. I and II, Wiley, New York, 1973.
- (2) S. W. Benson and H. E. O'Neal, "Kinetic Data on Gas Phase Unimolecular Reactions", *Natl. Stand. Ref. Data Ser., Natl. Bur. Stand.*, No. 21 (1970).
- (3) S. W. Benson and D. M. Golden, "Physical Chemistry, an Advanced Treatise", Vol. VII, H. Eyring, D. Henderson, and W. Jost, Eds., Academic Press, New York, 1975, Chapter 2.
- (4) S. W. Benson, "Thermochemical Kinetics," 2nd ed., Wiley, New York, 1976.
- (5) P. S. Nangia and S. W. Benson, *Int. J. Chem. Kinet.*, **12**, 29 (1980).
- (6) P. S. Nangia and S. W. Benson, *Int. J. Chem. Kinet.*, **12**, 43 (1980).
- (7) P. S. Nangia and S. W. Benson, *Int. J. Chem. Kinet.*, in press.
- (8) P. S. Nangia and S. W. Benson, *J. Phys. Chem.*, **83**, 1138 (1979).
- (9) R. Criegee, *Rec. Chem. Prog.*, **18**, 113 (1957).
- (10) M. C. Whiting, A. J. N. Bolt, and J. H. Parish, *Adv. Chem. Ser.*, **77**, 4 (1968). This monograph presents much of the then current urban ozone reactions.
- (11) S. W. Benson, *Adv. Chem. Ser.*, **77**, 74 (1968).
- (12) P. S. Bailey, "Ozonation in Organic Chemistry", Vol. I, Academic Press, New York, 1978.
- (13) P. Kebarle, *Annu. Rev. Phys. Chem.*, **28**, 445 (1977).
- (14) H. M. Rosenstock, K. Draxl, B. W. Steiner, and J. T. Herron, "Energetics of Gaseous Ions", *J. Phys. Chem. Ref. Data, Suppl.*, **1**, 6 (1977); calculated from AP (*cis*- C_4H_8 -2) = 11.32 eV and $\text{DH}^\circ(\text{C}_4\text{H}_7\text{-H}) = 85.0 \text{ kcal/mol}$, i.e., 3.7 eV.
- (15) (a) S. W. Benson and P. S. Nangia, *Int. J. Chem. Kinet.*, in press. (b) M. T. Bowers, Ed., "Gas Phase Ion Chemistry", Vol. II, Academic Press, New York, 1979.
- (16) (a) J. G. Kirkwood, *J. Chem. Phys.*, **2**, 351 (1934). (b) See also S. W. Benson, "Foundations of Chemical Kinetics", McGraw-Hill, New York, 1960, p 534.
- (17) This new value is based on measurements of $\Delta H_f(\text{HO}_2)$ in our own laboratory (Y. Inel and L. Shum, unpublished) and data from Carleton Howard (Boulder) also unpublished.
- (18) S. W. Benson and G. D. Mendenhall, *J. Am. Chem. Soc.*, **98**, 2046 (1976). Recent data on heats of hydrogenation in the gas phase and in solution have shown that even in glacial acetic acid the values are generally within 1 kcal of each other.
- (19) Reference 4, p 21.
- (20) L. B. Harding and W. A. Goddard III, *J. Am. Chem. Soc.*, **100**, 7180 (1978).
- (21) W. B. DeMore, *Int. J. Chem. Kinet.*, **1**, 209 (1969).
- (22) The model compound for the transition-state complex (TS) in the reaction $\text{O}_3 + \text{C}_2\text{H}_4 \rightarrow 1,2,3\text{-trioxocyclopentane}$ is the product itself—for which the entropy can be computed using group additivity tables (see ref 4). It is assumed that the cyclic moiety does not possess a ring-puckering frequency normally associated with cyclopentane and which is incorporated as ring correction to the value calculated from groups. This assumption is based on a microwave spectrum study of ethylene ozonide by Gillies and Kuczkowski [*J. Am. Chem. Soc.*, **94**, 6337 (1972)] who reported absence of any transitions attributable to ring-twisting vibration. The TS, being somewhat more loose than the product itself, would have higher entropy. From these considerations, one can compute $\Delta S_p^\circ = -39.2 \text{ eu}$ and in concentration units, $\Delta S_c^\circ = -32.8 \text{ eu}$. Combined with $e^2 kT/h = 10^{13.63}$, the A factor is calculated to be $10^{6.5} \text{ s}^{-1}$.
- (23) D. G. Williamson and R. J. Cvetanovic, *J. Am. Chem. Soc.*, **90**, 4248 (1968). Estimate for the higher reactivity of trans isomer is based on the reported relative reactivity for the cis isomer.
- (24) B. Nelander and L. Nord, *J. Am. Chem. Soc.*, **101**, 3769 (1978).
- (25) Reference 16b, p 429.
- (26) (a) F. L. Greenwood, *J. Org. Chem.*, **29**, 1321 (1964); (b) *ibid.*, **30**, 3108 (1965); (c) L. J. Durham and F. L. Greenwood, *ibid.*, **33**, 1629 (1968).
- (27) Bailey et al. in their most recent [ref 20 in *J. Am. Chem. Soc.*, **100**, 899 (1978)] do concede, however, the possibility of a nonconcerted process, though a minor one in a qualitative manner in contrast to our conclusions.
- (28) P. S. Bailey, T. M. Ferrel, A. Rustaiyan, S. Seyhan, and L. E. Unruh, *J. Am. Chem. Soc.*, **100**, 894 (1978).
- (29) R. Criegee and G. Schröder, *Chem. Ber.*, **93**, 689 (1960).
- (30) P. S. Bailey, J. A. Thompson, and B. A. Shoulders, *J. Am. Chem. Soc.*, **88**, 4098 (1966).
- (31) R. Criegee, *Rec. Chem. Prog.*, **18**, 111 (1957).
- (32) (a) R. W. Murray, R. D. Youssefyeh, and P. R. Story, *J. Am. Chem. Soc.*, **89**, 2429 (1967); (b) P. R. Story, C. E. Bishop, J. R. Burgess, J. B. Olson, R. W. Murray, and R. D. Youssefyeh, *Adv. Chem. Ser.*, **77**, 46 (1968).
- (33) P. R. Story, C. E. Bishop, J. R. Burgess, R. W. Murray, and R. D. Youssefyeh, *J. Am. Chem. Soc.*, **90**, 1907 (1968).
- (34) D. P. Higley and R. W. Murray, *J. Am. Chem. Soc.*, **98**, 4526 (1976).
- (35) G. Klopman and C. M. Joiner, *J. Am. Chem. Soc.*, **97**, 5287 (1975).
- (36) N. F. Bauld, J. A. Thompson, C. E. Hudson, and P. S. Bailey, *J. Am. Chem. Soc.*, **90**, 1822 (1968).
- (37) P. S. Bailey and T. M. Ferrel, *J. Am. Chem. Soc.*, **100**, 899 (1978), and earlier references cited therein.
- (38) R. W. Murray and G. J. Williams, *Adv. Chem. Ser.*, **77**, 32 (1968).
- (39) Reference 16b, Chapter XV.
- (40) Aldehydes have dipole moments of about 2.4 D and, if we assign a structure $\text{RHC}=\text{O} \rightarrow \text{O}$ to the oxide, then it is reasonable to expect its dipole to be in the range of $3.5 \pm 0.5 \text{ D}$. At a distance of 3.5 Å, the head-to-tail interaction is calculated to be $6 \pm 1 \text{ kcal}$.
- (41) M. C. Whiting, A. J. N. Bolt, and J. H. Parish, *Adv. Chem. Ser.*, **77**, 4 (1968).
- (42) J. R. Durland and H. Adkins, *J. Am. Chem. Soc.*, **61**, 429 (1939).
- (43) G. A. Hamilton, B. S. Ribner, and T. M. Hellman, *Adv. Chem. Ser.*, **77**, 15

- (1968).
- (44) P. S. Bailey, J. E. Keller, D. A. Mitchard, and H. M. White, *Adv. Chem. Ser.*, **77**, 58 (1968).
- (45) F. E. Stary, D. E. Emge, and R. W. Murray, *J. Am. Chem. Soc.*, **98**, 1880 (1976).
- (46) F. Kovač and B. Plesničar, *J. Chem. Soc., Chem. Commun.*, 122 (1978).
- (47) F. Kovač and B. Plesničar, *J. Am. Chem. Soc.*, **101**, 2677 (1979). They observed singlet O₂ yields by chemical scavenging.
- (48) (a) M. E. Kurz and W. A. Pryor, *Tetrahedron Lett.*, 697 (1978); (b) *J. Am. Chem. Soc.*, **100**, 7953 (1978).
- (49) Reference 16b, Chapter XV, p 400.
- (50) R. F. Hampson, Jr., and D. Garvin, Eds., "Reaction Rate Data and Photochemical Data for Atmospheric Chemistry—1977", *Natl. Bur. Stand. (U.S.), Spec. Publ.*, **No. 513** (1978).
- (51) The O-atom steady-state concentration could not exceed $[O]_{ss} \leq K_{eq} [(O_3)/(O_2)]$, where K_{eq} is for the dissociation reaction (VI) and is equal to $10^{4.8-24/\theta} M^{49}$ and $\theta = 2.303RT$ kcal/mol. At 300 K $[O]_{ss} \leq 10^{-10.7} M$, so that the half-life of a typical RH might be ~ 5 days for O₃/O₂ ratios of about 4%. At -78 °C, $[O]_{ss} \leq 10^{-21} M$ and any RH reaction is immeasurably slow.
- (52) S. W. Benson, *Adv. Chem. Ser.*, **No. 77**, 74 (1968).
- (53) S. W. Benson, *J. Chem. Phys.*, **34**, 521 (1961).
- (54) S. W. Benson, *Adv. Photochem.*, **2**, 1 (1964).
- (55) S. W. Benson and W. B. DeMore, *Annu. Rev. Phys. Chem.*, **16**, 397 (1965).
- (56) R. C. Dobson, D. M. Hayes, and R. Hoffman, *J. Am. Chem. Soc.*, **93**, 6188 (1971).
- (57) S. W. Benson and A. N. Bose, *J. Chem. Phys.*, **37**, 2935 (1962). See also S. W. Benson and G. R. Haugen, *J. Am. Chem. Soc.*, **87**, 4036 (1965); *J. Phys. Chem.*, **70**, 3336 (1966); **71**, 1735 (1967). It is shown in the above that additional attraction due to mutual polarization is nearly canceled (± 2 kcal) by a repulsion term (Born type).
- (58) "Tables of Interatomic Distances," *Chem. Soc., Spec. Publ.*, **No. 11** (1958).
- (59) J. G. Kirkwood, *J. Chem. Phys.*, **2**, 351 (1934); see also ref 16b, p 534.
- (60) S. W. Benson and R. Shaw, "Organic Peroxides", Vol. 1, D. Swern, Ed., Wiley, New York, 1970, Chapter 2.
- (61) F. Buckley and A. A. Maryott, "Tables of Dielectric Dispersion Data for Pure Liquids and Dilute Solutions," *Natl. Bur. Stand. (U.S.), Circ.*, **No. 589** (1958).
- (62) J. H. Rytting, B. D. Anderson, and T. Higuchi, *J. Phys. Chem.*, **82**, 2240 (1978); G. Brink and L. Glasser, *ibid.*, **82**, 1000 (1978).
- (63) S. W. Benson and P. S. Nangia, unpublished work.

Gas-Phase Acid-Induced Nucleophilic Displacement Reactions. Stereochemistry of Inter- and Intramolecular Substitutions at Saturated Carbon¹

Maurizio Speranza* and Giancarlo Angelini

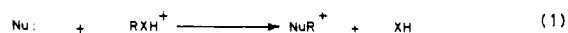
Contribution from the Laboratorio di Chimica Nucleare del C.N.R.,
Area della Ricerca di Roma, C.P. 10-00016 Monterotondo Stazione, Rome, Italy.
Received March 14, 1979

Abstract: The stereochemistry of gas-phase nucleophilic displacement by water on a number of positively charged intermediates was investigated under different experimental conditions. The ionic intermediates were generated in the gas phase at atmospheric pressure by attack of radiolytically formed Brønsted (CH₅⁺, C₂H₅⁺) and Lewis (C₂H₅⁺, CH₃FCH₃⁺) acids on selected mono- and bifunctional substrates. Isolation and identification of their neutral substituted products allowed us to demonstrate that, under the used experimental conditions, gas-phase acid-induced inter- and intramolecular nucleophilic displacement reactions occur via predominant (64–98%) *inversion* of configuration at the reaction center. The yield and the stereoisomeric distribution of the substituted products were found to depend on either the nature of the gaseous acid used to generate the charged intermediates or the concentration of the added base (NH₃ or H₂O). Product distribution from bifunctional substrates is characterized by the presence of minor amounts of substituted derivatives retaining the original configuration of their neutral precursors. Their formation is ascribed to the occurrence of an extensive neighboring group participation effect (an HO-3 process) on the displacement reaction, resulting in a double *inversion* of the reaction centers. A mechanistic model is proposed for gas-phase nucleophilic substitutions at atmospheric pressures, and compared with those from related low-pressure ICR (ion cyclotron resonance mass spectrometry) and solution-chemistry studies.

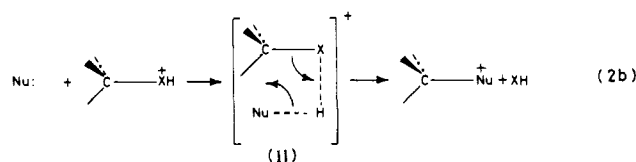
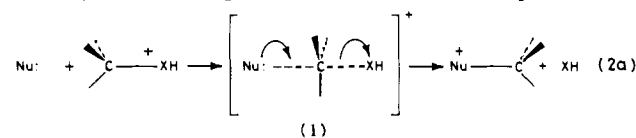
Introduction

One of the most serious limitations of the mechanistic studies of gas-phase ion-molecule reactions is the almost complete lack of information on the stereochemistry of the processes investigated and the identities of their neutral products. The sporadic application of different experimental techniques, whose common features are the isolation of the neutral products and the determination of their structure, only scratched the surface of this problem. An interesting contribution was provided by a sophisticated trapped-ion ICR experiment carried out by Lieder and Brauman,² who elucidated the stereochemistry of a single negative-ion displacement reaction via the detection of the neutral products. However, this powerful technique, as well as other mass-spectrometric approaches, has left many other stereochemical questions unanswered, as demonstrated by the limited number of ion-molecule reaction mechanisms investigated and by the rarity of unambiguous data concerning their stereochemistry. A typical case is represented by the proton-induced nucleophilic displacement reactions at saturated carbon, a process frequently observed in mass spec-

trometry³ (Nu: = nucleophile, X = n-donor center, R = alkyl group). As to the mechanism, it is still uncertain whether process (1) involves direct intermolecular substitution (2a),⁴



i.e., a process corresponding exactly to the S_N2 type of solution chemistry (Walden inversion), or instead the more complex pathway (2b), leading to the retained substituted product via



the formation of the proton-bound complex (II).⁵⁻⁷